




INJECTION SYSTEMS



MODEL # CAP-KIT CX

PARTS LIST

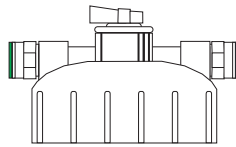
PART# DT SET

QTY. 1
(16" Length)



PART# CAP-MBT

QTY. 1



PART# CAP-LOR

QTY. 1



Not Included: Tape Measure

For full cap parts diagram, please visit our website

www.ezfloinjection.com

DIP TUBE SIZING & CONNECTION

This kit comes with 16" length dip tubes to accommodate any model, year, or size EZ-FLO system manufactured with coarse threads. Please refer to the chart below for the correct length.

Measure only the tubing length, do not include the added length provided by the fittings.

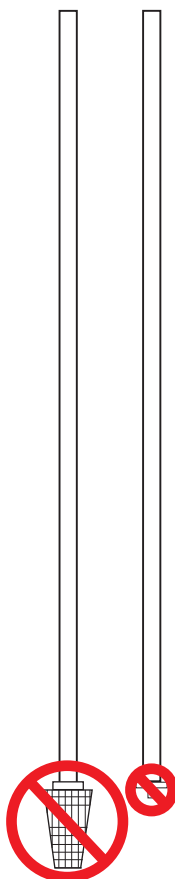
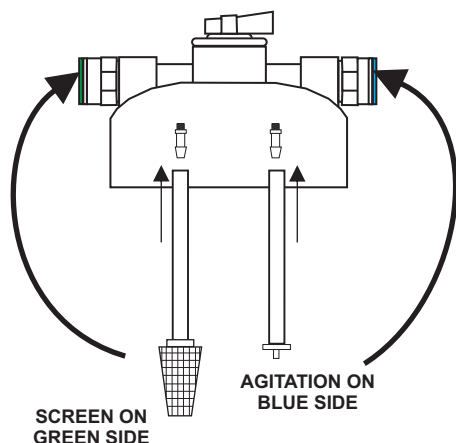
Model #	Dip Tube Length
EZ 2005-HB	6.25"
EZ 2020-HB	11.25"
EZ 1010-HB	7"
EZ001-CX	6.25"
EZ003-CX	6.25"
EZ005-FX (2017+)	8.25"
EZ010-FX (2017+)	10.5"
EZ010-HC (2017+)	11"
EZ017-HC (2017+)	14.5"
EZ025-HC (2017+)	16"

If your model is not listed, please call: 866-393-5601

The above lengths can be measured using the adjacent ruler or measuring tape.

Approximate length is sufficient.

Note: When attaching dip tubes to cap or inserting fittings, soaking the end of the tube in warm water will make it simpler to press on.



FITTINGS DO NOT COUNT AS PART OF LENGTH



Ruler is to approximate scale