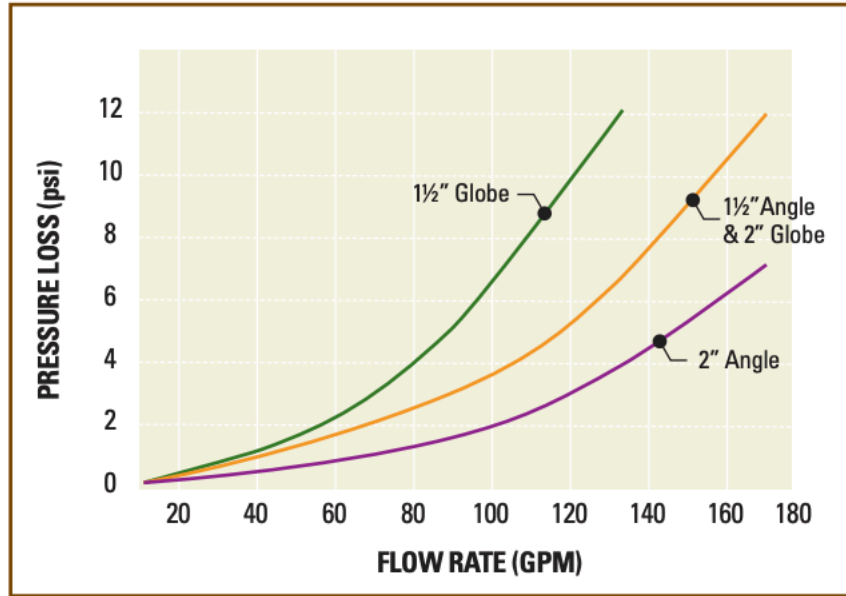


TECHNICAL INFORMATION

3-WAY SERIES 80 NYLON CONTROL VALVES

1½" & 2" FLOW RATE VS. PRESSURE LOSS *

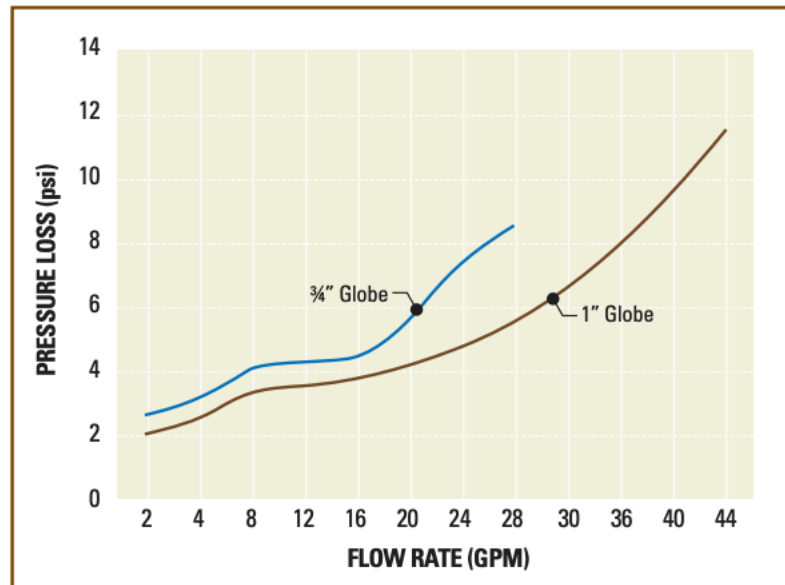


FLOW RATE AND PRESSURE LOSS

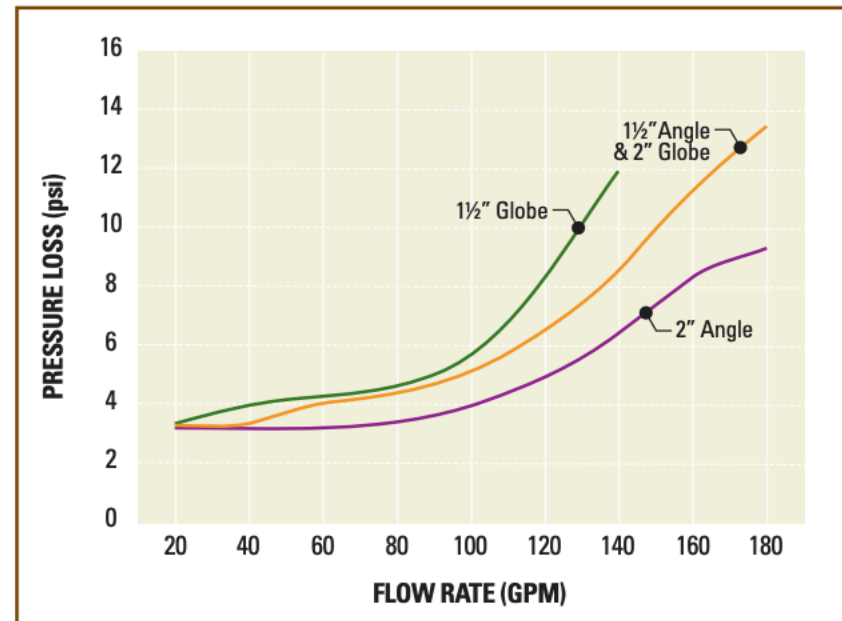
FLOW (GPM)	PRESSURE LOSS (psi)			
	1 ½" GLOBE	1 ½" ANGLE	2" GLOBE	2" ANGLE
20	0.3	0.2	0.2	0.1
40	1.3	0.7	0.7	0.4
90	5.0	3.0	3.0	1.75
130	12.0	6.5	6.5	4.0
170	-	12.0	12.0	7.0

2-WAY SERIES 80 NYLON CONTROL VALVES

¾" & 1" FLOW RATE VS. PRESSURE LOSS *



1½" & 2" FLOW RATE VS. PRESSURE LOSS *



FLOW RATE AND PRESSURE LOSS

FLOW (GPM)	PRESSURE LOSS (psi)	
	¾" GLOBE	1" GLOBE
2	2.5	2.0
4	3.0	2.5
8	4.0	3.4
12	4.1	3.5
16	4.4	3.9
20	5.5	4.1
24	7.5	4.7
28	8.5	5.4
32	-	6.5
36	-	8.0
40	-	9.5
44	-	11.5

FLOW RATE AND PRESSURE LOSS

FLOW (GPM)	PRESSURE LOSS (psi)			
	1 ½" GLOBE	1 ½" ANGLE	2" GLOBE	2" ANGLE
20	3.3	3.3	3.3	3.3
40	4.0	3.3	3.3	3.3
60	4.3	4.0	4.0	3.3
80	4.5	4.3	4.3	3.6
100	5.5	5.0	5.0	4.1
120	8.5	6.5	6.5	5.0
140	12	8.5	8.5	6.5
160	-	-	11.5	8.5
180	-	-	13.5	9.5



NETAFIM USA
 5470 E. HOME AVE.
 FRESNO, CA 93727
 CS 888 638 2346
www.netafimusa.com

* Tested by Center for Irrigation Technology, Fresno, California, November 2010