

HYDRO-RAIN®

Built for Speed™

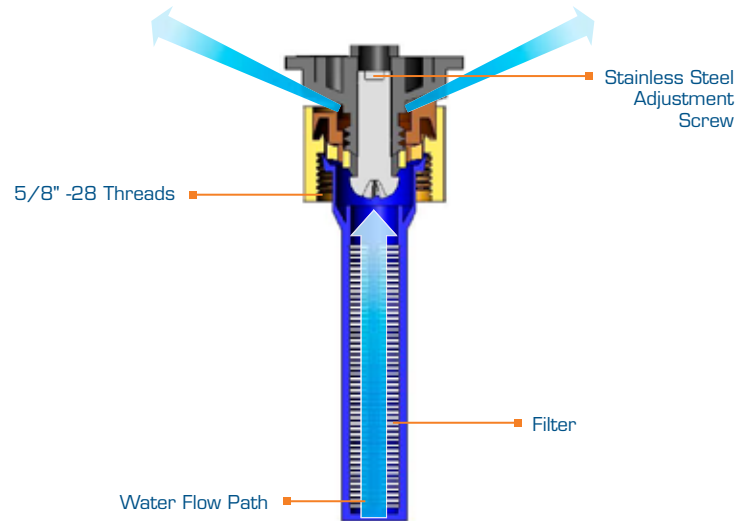
HRN 200

flush to wiper seal across full range of arc adjustment, minimizing susceptibility to damage from lawn equipment and traffic.

- **Stainless Steel Adjustment**—Slotted screw provides precise radius adjustment.
- **Blue Filter Screen**—.02 x .02 filter screen included standard.
- **Compatibility**—Fits Hydro-Rain®, Rain Bird®, and Hunter®.

OPERATING RANGE

- **Radius:**
 - HRN 200 04: 3 to 4 feet (0,0 to 1,2m)
 - HRN 200 08: 6 to 8 feet (1,8 to 2,4m)
 - HRN 200 10: 8 to 10 feet (2,4 to 3,0m)
 - HRN 200 12: 10 to 12 feet (3,0 to 3,7m)
 - HRN 200 15: 12 to 15 feet (3,7 to 4,6m)
 - HRN 200 18: 15 to 18 feet (4,3 to 5,5m)
- **Flow:** See chart information for pressure/flow data
- **Optimal Pressure Range:** 15~30 PSI (70 PSI maximum)
- **Filtration:** .02 X .02 Mesh



HYDRO-RAIN®

Built for Speed™

HRN 200

With Hydro-Rain's HRN 200 adjustable-arc nozzles, you can simplify your work without sacrificing quality or functionality. How? For starters, each is adjustable from 0°–360° so you don't have to carry a variety of nozzles with different arcs and waste your time finding just the right one. Just six matched precipitation nozzle sizes cover the entire project.

Plus, all HRN 200s are conveniently color-coded to indicate their particular spray radius. And, thanks to the easy-to-grip, coin-edge design on the top of the nozzle, adjusting the arc and spray radius is fast, precise and easy on the hands.

BUILT FOR SPEED ADVANTAGES

- **Fastest to Find**—Body and top are color-coded according to spray radius, making identification a snap, and nozzles and filters come in separate, re-sealable bags for complete organization.
- **Fastest to Install**—Coin-edging around top of nozzle gives excellent grip-ability no matter the conditions and the exclusive color-coded arc edge indicator lets you set a precise pattern fast.
- **Fastest to Fine Tune**—Exclusive adjustment slot allows use of a coin or screwdriver to give fine arc adjustment during operation, without intruding into the spray pattern.

BUILT FOR GREEN ADVANTAGES

- **Lower Precipitation Rate**—Matched precipitation, combined with outstanding distribution uniformity and lower precipitation rate than competition, generates improved efficiency.
- **Arc Edge Technology**—Patented three-piece design provides best-in-class right and left arc edges, optimizing distribution uniformity.
- **Oversized Filter**—Large .02 x .02 blue mesh filter reduces maintenance and ensures precipitation rate remains at optimal levels longer.

FEATURES AND BENEFITS

- **Full Arc Adjustment**—0°~360° matched precipitation.
- **Color-coded arc edge indicator**—Eliminates all guesswork by indicating left and right arc edges with water on or off.
- **Patented three-piece design**—Nozzle stop stays
















HOW TO SPECIFY









HRN 200 15 FS



MODEL	SIZE	OPT. FEATURES
Adjustable Spray Nozzle	15'	With Filter Screen


















HRN-200-04-FS - 0° Trajectory						HRN-200-04-FS - 0° Trajectory						SI (Metric)	
Nozzle	Pressure PSI	Radius ft.	Flow GPM	Precip. in./h ■	Precip. in./h ▲	Nozzle	Pressure Bars	Radius m	Flow m³/h	Flow l/s	Precip. mm/h ■	Precip. mm/h ▲	
	15	4	0.40	9.50	10.98		1.0	1.2	0.09	0.02	241	279	
	20	4	0.42	10.11	11.68		1.4	1.2	0.10	0.03	257	297	
	25	4	0.46	10.95	12.65		1.7	1.2	0.10	0.03	278	321	
	30	4	0.48	11.55	13.34		2.1	1.2	0.11	0.03	293	339	
	15	4	0.79	9.50	10.98		1.0	1.2	0.18	0.05	241	279	
	20	4	0.74	10.11	11.68		1.4	1.2	0.19	0.05	257	297	
	25	4	0.91	10.95	12.65		1.7	1.2	0.21	0.06	278	321	
	30	4	0.96	11.55	13.34		2.1	1.2	0.22	0.06	293	339	
	15	4	1.19	9.50	10.98		1.0	1.2	0.27	0.07	241	279	
	20	4	1.26	10.11	12.65		1.4	1.2	0.29	0.08	257	297	
	25	4	1.37	10.95	12.65		1.7	1.2	0.31	0.09	278	321	
	30	4	1.44	11.55	13.34		2.1	1.2	0.33	0.09	293	339	
	15	4	1.58	9.50	10.98		1.0	1.2	0.36	0.10	241	279	
	20	4	1.68	10.11	12.65		1.4	1.2	0.38	0.11	257	297	
	25	4	1.82	10.95	12.65		1.7	1.2	0.41	0.11	278	321	
	30	4	1.92	11.55	13.34		2.1	1.2	0.44	0.12	293	339	

HRN-200-08-FS - 5° Trajectory						HRN-200-08-FS - 5° Trajectory						SI (Metric)	
Nozzle	Pressure PSI	Radius ft.	Flow GPM	Precip. in./h ■	Precip. in./h ▲	Nozzle	Pressure Bars	Radius m	Flow m³/h	Flow l/s	Precip. mm/h ■	Precip. mm/h ▲	
	15	7	0.53	4.16	4.81		1.0	2.1	0.12	0.03	106	122	
	20	7	0.58	4.52	5.22		1.4	2.1	0.13	0.04	115	133	
	25	8	0.62	3.70	4.27		1.7	2.4	0.14	0.04	94	109	
	30	9	0.65	3.09	3.57		2.1	2.7	0.15	0.04	78	91	
	15	7	1.06	4.16	4.81		1.0	2.1	0.24	0.07	106	122	
	20	7	1.15	4.52	5.22		1.4	2.1	0.26	0.07	115	133	
	25	8	1.23	3.70	4.27		1.7	2.4	0.28	0.08	94	109	
	30	9	1.30	3.09	3.57		2.1	2.7	0.30	0.08	78	91	
	15	7	1.59	4.16	4.81		1.0	2.1	0.36	0.10	106	122	
	20	7	1.73	4.52	5.22		1.4	2.1	0.39	0.11	115	133	
	25	8	1.85	3.70	4.27		1.7	2.4	0.42	0.12	94	109	
	30	9	1.95	3.09	3.57		2.1	2.7	0.44	0.12	78	91	
	15	7	2.12	4.16	4.81		1.0	2.1	0.48	0.13	106	122	
	20	7	2.30	4.52	5.22		1.4	2.1	0.52	0.15	115	133	
	25	8	2.46	3.70	4.27		1.7	2.4	0.56	0.16	94	109	
	30	9	2.60	3.09	3.57		2.1	2.7	0.59	0.16	78	91	

HRN-200-10-FS - 10° Trajectory						HRN-200-10-FS - 10° Trajectory						SI (Metric)	
Nozzle	Pressure PSI	Radius ft.	Flow GPM	Precip. in./h ■	Precip. in./h ▲	Nozzle	Pressure Bars	Radius m	Flow m³/h	Flow l/s	Precip. mm/h ■	Precip. mm/h ▲	
	15	8	0.51	3.04	3.51		1.0	2.4	0.11	0.02	77	89	
	20	8	0.57	3.43	3.96		1.4	2.4	0.13	0.04	87	101	
	25	9	0.59	2.82	3.25		1.7	2.7	0.13	0.04	72	83	
	30	10	0.67	2.56	2.96		2.1	3.0	0.15	0.04	65	75	
	15	8	1.01	3.04	3.51		1.0	2.4	0.23	0.06	77	89	
	20	8	1.14	3.43	3.96		1.4	2.4	0.26	0.07	87	101	
	25	9	1.19	2.82	3.25		1.7	2.7	0.27	0.07	72	83	
	30	10	1.33	2.56	2.96		2.1	3.0	0.30	0.08	65	75	
	15	8	1.52	3.04	3.51		1.0	2.4	0.34	0.10	77	89	
	20	8	1.71	3.43	3.96		1.4	2.4	0.39	0.11	87	101	
	25	9	1.78	2.82	3.25		1.7	2.7	0.40	0.11	72	83	
	30	10	2.00	2.56	2.96		2.1	3.0	0.45	0.13	65	75	
	15	8	2.02	3.04	3.51		1.0	2.4	0.46	0.13	77	89	
	20	8	2.28	3.43	3.96		1.4	2.4	0.52	0.14	87	101	
	25	9	2.37	2.82	3.25		1.7	2.7	0.54	0.15	72	83	
	30	10	2.66	2.56	2.96		2.1	3.0	0.60	0.17	65	75	

HRN-200-12-FS – 15° Trajectory						HRN-200-12-FS – 15° Trajectory						SI (Metric)	
Nozzle	Pressure PSI	Radius ft.	Flow GPM	Precip. in./h ■	Precip. in./h ▲	Nozzle	Pressure Bars	Radius m	Flow m ³ /h	Flow l/s	Precip. mm/h ■	Precip. mm/h ▲	
	15	11	0.52	1.65	1.91		1.0	3.4	0.12	0.03	42	49	
	20	11	0.61	1.94	2.24		1.4	3.4	0.14	0.04	49	57	
	25	12	0.70	1.86	2.15		1.7	3.7	0.16	0.04	47	55	
	30	13	0.71	1.61	1.86		2.1	4.0	0.16	0.04	41	47	
	15	11	1.04	1.65	1.91		1.0	3.4	0.24	0.07	42	49	
	20	11	1.22	1.94	2.24		1.4	3.4	0.28	0.08	49	57	
	25	12	1.40	1.86	2.15		1.7	3.7	0.32	0.09	47	55	
	30	13	1.41	1.61	1.86		2.1	4.0	0.32	0.09	41	47	
	15	11	1.56	1.65	1.91		1.0	3.4	0.35	0.10	42	49	
	20	11	1.83	1.94	2.24		1.4	3.4	0.42	0.12	49	57	
	25	12	2.09	1.86	2.15		1.7	3.7	0.48	0.13	47	55	
	30	13	2.12	1.61	1.86		2.1	4.0	0.48	0.13	41	47	
	15	11	2.08	1.65	1.91		1.0	3.4	0.47	0.13	42	49	
	20	11	2.44	1.94	2.24		1.4	3.4	0.55	0.15	49	57	
	25	12	2.79	1.86	2.15		1.7	3.7	0.63	0.18	47	55	
	30	13	2.82	1.61	1.86		2.1	4.0	0.64	0.18	41	47	

HRN-200-15-FS – 23° Trajectory						HRN-200-15-FS – 23° Trajectory						SI (Metric)	
Nozzle	Pressure PSI	Radius ft.	Flow GPM	Precip. in./h ■	Precip. in./h ▲	Nozzle	Pressure Bars	Radius m	Flow m ³ /h	Flow l/s	Precip. mm/h ■	Precip. mm/h ▲	
	15	14	0.69	1.35	1.56		1.0	4.3	0.16	0.04	34	40	
	20	14	0.72	1.41	1.63		1.4	4.3	0.16	0.05	36	41	
	25	15	0.75	1.29	1.49		1.7	4.6	0.17	0.05	33	38	
	30	16	0.78	1.17	1.36		2.1	4.9	0.18	0.05	30	34	
	15	14	1.38	1.35	1.56		1.0	4.3	0.31	0.09	34	40	
	20	14	1.44	1.41	1.63		1.4	4.3	0.33	0.09	36	41	
	25	15	1.51	1.29	1.49		1.7	4.6	0.34	0.09	33	38	
	30	16	1.56	1.17	1.36		2.1	4.9	0.35	0.10	30	34	
	15	14	2.06	1.35	1.56		1.0	4.3	0.47	0.13	34	40	
	20	14	2.15	1.41	1.63		1.4	4.3	0.49	0.14	36	41	
	25	15	2.26	1.29	1.49		1.7	4.6	0.51	0.14	33	38	
	30	16	2.34	1.17	1.36		2.1	4.9	0.53	0.15	30	34	
	15	14	2.75	1.35	1.56		1.0	4.3	0.62	0.17	34	40	
	20	14	2.87	1.41	1.63		1.4	4.3	0.65	0.18	36	41	
	25	15	3.01	1.29	1.49		1.7	4.6	0.68	0.19	33	38	
	30	16	3.12	1.17	1.36		2.1	4.9	0.71	0.20	30	34	

HRN-200-18-FS – 26° Trajectory						HRN-200-18-FS – 26° Trajectory						SI (Metric)	
Nozzle	Pressure PSI	Radius ft.	Flow GPM	Precip. in./h ■	Precip. in./h ▲	Nozzle	Pressure Bars	Radius m	Flow m ³ /h	Flow l/s	Precip. mm/h ■	Precip. mm/h ▲	
	15	15	0.71	1.22	1.41		1.0	4.6	0.16	0.04	31	36	
	20	16	0.74	1.11	1.29		1.4	4.9	0.17	0.05	28	33	
	25	17	0.78	1.04	1.20		1.7	5.2	0.18	0.05	26	30	
	30	18	0.83	0.98	1.13		2.1	5.5	0.19	0.05	25	29	
	15	15	1.43	1.22	1.41		1.0	4.6	0.32	0.09	31	36	
	20	16	1.48	1.11	1.29		1.4	4.9	0.34	0.09	28	33	
	25	17	1.56	1.04	1.20		1.7	5.2	0.35	0.10	26	30	
	30	18	1.65	0.98	1.13		2.1	5.5	0.37	0.10	25	29	
	15	15	2.14	1.22	1.41		1.0	4.6	0.49	0.13	31	36	
	20	16	2.22	1.11	1.29		1.4	4.9	0.50	0.14	28	33	
	25	17	2.34	1.04	1.20		1.7	5.2	0.53	0.15	26	30	
	30	18	2.48	0.98	1.13		2.1	5.5	0.56	0.16	25	29	
	15	15	2.85	1.22	1.41		1.0	4.6	0.65	0.18	31	36	
	20	16	2.96	1.11	1.29		1.4	4.9	0.67	0.19	28	33	
	25	17	3.12	1.04	1.20		1.7	5.2	0.71	0.20	26	30	
	30	18	3.30	0.98	1.13		2.1	5.5	0.75	0.21	25	29	